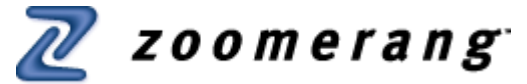


2009 Survey Draft (5)

Results Overview



Date: 10/20/2009 11:44 AM PST
 Responses: Completes
 Filter: No filter applied

HOW TO TAKE THE 2009 E-SURVEY Please answer the questions as they appear. Then, answer the demographic questions at the end and submit names for open positions on both the Caucus Council and Village Board.1. Answer questions to the best of your ability, but feel free to skip questions for which you do not feel qualified or for which you have no opinion. Questions marked with an asterisk (*) are mandatory.2. After you finish questions on each page, hit "submit" to save your answers and move to the next page.3.To change an answer on the same page, just "click" on the one you want and "unclick" the one you don't.4. To change an answer on a previous page, hit your browser's "back" button, make your change and hit "submit." You will have to re-enter any responses on subsequent pages.We hope you enjoy the process, and look forward to your input!Sincerely, the 2009 Winnetka Caucus Council.

Image - Your Village - Your Caucus! Welcome to the Annual Winnetka Caucus Suvey!

VILLAGE In December of 2008, the Village Council approved a "Streetscape Master Plan" ("Streetscape Plan") to improve the physical character of the three Village business districts. From that plan, portions were developed into a Priority 1 Implementation plan which includes modifications to existing sidewalks and pedestrian street crossings, curb-line and street realignments, decorative street lighting, new brick and concrete paving, new benches, new signage, new landscaping and plantings in select locations throughout the three business districts.The 2009-2010 Village budget contains approximately \$50 million for operating expenses and \$13 million for capital expenses. The Village Council has approved allocating approximately \$5.5 million to implement recommended improvements: \$500,000 in the 2009-2010 capital expense program, \$2.5 million in the 2010-2011 program and \$2.5 million in the 2011-2012 program.

Prototype corner of Tower and Green Bay RoadThe \$5.5 million would cover: 1) West Elm business district (\$1,921,786)2) East Elm business district (\$1,786,292)3) In Hubbard Woods, only Gage Street and the NW corner of Tower and Green Bay Roads (\$565,350)4) Village-wide signage (\$310,000)5) Project contingency and consulting fees (\$916,485)You can see a prototype of the Streetscape Plan design and materials at the SW corner of Green Bay and Tower Roads (see photo above). You can also review the entire Streetscape proposal on the Village web site: www.villageofwinnetka.org.An important goal of the Streetscape Plan is to have broad-based community support. Accordingly, please respond to the following questions:



2. Do you believe the Village shopping districts need revitalization, such as more and better street lighting, benches, planters, trash bins, sidewalks?

Yes		430	56%
No		343	44%
Total		773	100%





3. Would you shop more often in the Village if the overall attractiveness of the shopping areas were improved?

Yes		241	31%
No		533	69%
Total		774	100%

4. Do you support implementation of the Priority 1 improvement plan constructed and paid for over 3 years, as described above, at the budgeted cost of approximately \$5.5 million?



Yes		383	50%
No		387	50%
Total		770	100%

5. If you answered "no" to Question 4, please indicate your primary area of disagreement (please choose only 1):

Goals and objectives of the Streetscape Plan		48	12%
Design proposals of the Streetscape Plan		18	4%
Cost of the Streetscape Plan		280	69%
Areas proposed for refurbishment		11	3%
Other, please specify		94	23%

Government Efficiencies (Two Parts) Part A - Winnetka There are four governing bodies in Winnetka that operate independently of each other: the Village of Winnetka, the Winnetka Park District, the Winnetka/Northfield Public Library District and Winnetka Public Schools, District 36. Each has its own administrative structure and governing Board, and each has independent taxing authority on Village residents. There are areas in which the operations and activities of the governing bodies overlap, creating potential opportunities for cost savings. One example is the two separate maintenance buildings constructed next to each other on Willow Road by Village Public Works and the Winnetka Park District, at a cost of \$6 million and a budgeted cost of \$4 million, respectively, rather than combining these services under one roof. Another example involves the operation and hiring of separate staffs for maintenance of Village properties, such as snowplowing, grass mowing, etc.

6. Do you favor the creation of an ad hoc committee to study this issue in more detail and make a recommendation for ways to improve efficiencies in the Village of Winnetka?

Yes		685	89%
No		89	11%
Total		774	100%

Part B - Cook County In the April 2009 general election, the voters of Barrington Township (66%), Hanover Township (63%), and Palatine Township (73%) overwhelmingly passed referendums recommending that their local governments secede from Cook County. Among the reasons that township officials gave for putting the referenda on their ballots are: 1) The size and complexity of Cook County, the second largest county in the USA, makes it extraordinarily difficult to serve the needs of smaller suburban communities 2) Suburban municipalities are losing business to neighboring counties where sales and property taxes are lower 3) Cook County's frequent and consistent history of political corruption 4) Suburban townships pay a disproportionate share of Cook County taxes (e.g. the Daily Herald on April 10, 2009, reported that the Town of Palatine paid \$18 million in taxes but only received \$4 million in services).




7. Should the Village Trustees of Winnetka appoint an ad hoc committee to study the cost impact, potential benefits and legal process related to seceding from Cook County?

Yes		615	79%
No		160	21%



Total	775	100%
-------	-----	------

Environmental Concerns A number of municipalities in our area, including the City of Chicago and the Village of Northbrook, have implemented “green building initiatives” to reduce energy consumption, storm water runoff and the amount of waste that is dumped into area landfills. In the United States, construction and demolition activities produce approximately 25% of solid waste. In Winnetka, any such waste is transported 75 miles or more and dumped in landfills. There are, however, a variety of waste management and dumpster companies in our area that offer recycling services for construction and demolition debris. The following questions pertain to both commercial and residential construction:

8. Would you be in favor of the Village enacting an ordinance, similar to what neighboring communities have done, that would require the recycling of a certain percentage of construction and demolition waste?



Yes, if the costs are not greatly in excess of nonrecyclable waste services		499	64%
Yes, regardless of cost		114	15%
No		163	21%

9. Would you be in favor of the Village enacting a voluntary green building ordinance to promote environmental goals such as reducing energy consumption, storm water run-off and improved water efficiency? Such a voluntary ordinance would contain positive incentives such as permit prioritization or potential reduction in permit fees for building practices that promote environmental goals adopted by the Village.



Yes		629	82%
No		142	18%
Total		771	100%

Winnetka Public Schools As a Village resident, your responses are critical, even if you do not have school-age children. Please consider carefully the following questions: The Winnetka Public Schools, District 36, includes five schools, kindergarten through 8th grade: Hubbard Woods, Crow Island, and Greeley (all K to 4); Skokie (5 and 6); and Washburne (7 and 8). New Trier High School is not part of District 36. Please indicate which statements apply to you:



11. I currently have a child or children in Winnetka District 36 (K to 8) public schools:

Yes		279	37%
No		485	63%
Total		764	100%






12. I have school age child(ren) (grades K-8) who are not attending a District 36 school

Yes		72	10%
No		666	90%
Total		738	100%

13. I have preschool child(ren) who will be attending a District 36 school in the future

Yes		107	14%
No		631	86%
Total		738	100%


14. If yes, what schools?

Crow Island		74	27%
Greeley		54	20%
Hubbard Woods		72	27%
Skokie		123	46%
Washburne		128	47%



15. My child(ren) no longer attend(s) District 36 schools

Yes		365	53%
No		323	47%
Total		688	100%

16. I have/have had grandchild(ren) attending District 36 schools




Yes		47	7%
No		648	93%
Total		695	100%

17. I have never had children/grandchildren in District 36 (public K-8) schools

Yes		138	20%
No		566	80%
Total		704	100%

Please rate your satisfaction level with the overall quality of education at each of the following District 36 schools or, if appropriate, indicate "insufficient knowledge":

18. Crow Island

Very Dissatisfied		10	2%
		6	1%
		30	5%
		75	12%

Very Satisfied		121	20%
Insufficient Knowledge		376	61%
Total		618	100%

19. Greeley

Very Dissatisfied		9	1%
		10	2%
		34	6%
		57	9%
Very Satisfied		65	11%
Insufficient Knowledge		429	71%
Total		604	100%

20. Hubbard Woods

Very Dissatisfied		23	4%
		26	4%
		41	7%
		53	9%
Very Satisfied		74	12%
Insufficient Knowledge		399	65%
Total		616	100%

21. Skokie

Very Dissatisfied		24	4%
		45	7%
		82	12%
		118	18%
Very Satisfied		92	14%
Insufficient Knowledge		300	45%
Total		661	100%

22. Washburne

Very Dissatisfied		26	4%
-------------------	--	----	----

		36	5%
		70	11%
		120	18%
Very Satisfied		129	20%
Insufficient Knowledge		279	42%
Total		660	100%

Note on The School Board Survey: In planning for the Schools section of this year's survey, the Caucus Council learned that District 36 Board of Education is conducting a community-wide survey of issues relating to Winnetka's five public schools. Consequently, we have limited our questions in this year's Caucus survey. We strongly encourage you to complete the District's survey (see www.survey2000.com). It will provide valuable information and feedback not only to the Board of Education and school administrators, but also to the Caucus Council, which will use the results to help form the Schools portion of the 2009 Caucus Platform, to be presented at the Winter Town Meeting on Monday, November 9. For more information about the Winnetka Public Schools' strategic planning initiative, please visit the District's Strategic Planning Portal at: <http://web.winnetka36.org/strategicplan/strategicplan/Home.html>

24. Winnetka Park District My household is served by the Winnetka Park District.

Yes		746	98%
No		12	2%
Total		758	100%

25. Communication Policies Communication and transparency are very important at all levels of government. Regarding Winnetka Parks issues, how well informed do you feel you are?

Very informed		365	47%
Somewhat informed		364	47%
Not informed		45	6%
Total		774	100%

26. Do you think you are aware of issues that are important to you?








Yes		407	53%
Somewhat		309	40%
No		56	7%
Total		772	100%

27. Do you believe you can find the relevant information so that you are informed?

Yes		528	68%
Somewhat		213	28%
No		30	4%





Total	771	100%
-------	-----	------

28. If so, how do you gain the necessary information? Check all that apply:





Attend Board meetings		79	10%
Attend open committee meetings		95	13%
Park District web site		456	60%
Winnetka Talk		561	74%
Periodic mailings		629	83%
Call, conversation or e:mail from Board member		102	13%
Call, conversation or e:mail from Park District staff		158	21%

Park Renovation Policies The Parks Board has planned and budgeted several renovation projects for Winnetka parks over the next several years. It is a part of the Parks Board policy to renovate each park's play area on a 10 to 12 year cycle due to normal wear and tear, and improved play devices (in terms of exercise and safety).

30. How far in advance of commencing the redesign phase should neighbors of a park targeted for renovation be notified of the scheduled renovation? Check one.

3 months		172	23%
6 months		290	38%
9 months		66	9%
1 year		233	31%
Total		761	100%

31. What form of communication should this take? Check all that apply

Posting on Park District web site		457	60%
E-mail or drop flyers to households within 1/4 mile of targeted park		676	88%
Invitation to Board meetings where renovation will be discussed		436	57%
Notice in Winnetka Talk		541	71%

32.

Note that design and safety principles for renovating play areas in parks, which have been established at national and state levels, are taken into consideration during the design process. Please rank your priorities for renovating a park (from 1=highest priority to 7=lowest priority):




Top number is the count of respondents selecting the option. Bottom % is percent of the total respondents selecting the option.	Highest Priority	2	3	4	5	6	Lowest Priority
Safety concerns	515 70%	93 13%	42 6%	33 4%	19 3%	23 3%	14 2%
Newest and best equipment	59 8%	140 19%	199 27%	123 17%	71 10%	54 7%	86 12%
Preservation of green space	262 35%	221 30%	126 17%	65 9%	28 4%	25 3%	12 2%
Preservation of open playing-field space	204 28%	229 31%	148 20%	91 12%	33 4%	21 3%	11 1%
Absence of fences or other barrier devices	107 15%	140 19%	133 18%	121 17%	93 13%	67 9%	64 9%
Separate space for different ages (e.g. 2-5, 6-10)	69 9%	138 19%	126 17%	123 17%	113 15%	81 11%	80 11%
Maintain existing equipment "footprint"	60 8%	107 15%	114 16%	127 18%	90 12%	80 11%	146 20%

Skokie Playfield Master Plan and Winnetka Park District Strategic Planning Process In 2006, the Winnetka Park District commissioned a survey of residents. Through the survey, people expressed interest in such new facilities as outdoor/indoor pools and indoor track. (See www.winpark.org/pdf/survey_summary_report.pdf). To examine the feasibility of implementing these preferences and in light of scarce land resources, the Park District hired a design firm to study Skokie Playfields, where some of these facilities might be located. Last summer, the Lakota Group/Gewalt Hamilton Engineering prepared a three-phase project work program as outlined below:


Phase 1 Data Collection: From Dec. 2008 to Mar. 2009, the Lakota team met with more than 55 individuals and at least 20 user groups. Findings were consolidated and placed on the project website. Phase 2 Alternative Concept Development: Phase 1 results were synthesized with previous studies into the Alternative Concept Development. Preliminary concepts were presented to the community at two workshops and on local cable TV. Full size plan boards were displayed at key community sites. Phase 3 Final Plan and Report: The project team has been reviewing public input and is working towards a Preliminary Master Plan. Options will include a range of scenarios to test the physical capacity, cost and impact of new and enhanced park amenities.

The Master Plan Steering Committee has discussed Plan options in open meetings over the summer and will have a full community workshop in late September 2009. All plans will be posted to the project website, with a community comment link. After comment and direction from the steering committee, the project team will finalize a preferred Master Plan for Park Board review. Residents are encouraged to visit the project web site (www.thelakotagroup.com/skokieplayfields) for updates and meeting dates, and to contact the Winnetka Park District or the Design Group (skokieplayfields@thelakotagroup.com) to express their opinion on this important project.

33. Are you aware of the Skokie Playfield Master Plan to the degree that you need or care to be?



Yes		208	27%
Somewhat		274	36%
No		278	37%
Total		760	100%

34. Do you support the process and direction described above?


Yes		292	41%
Somewhat		304	43%
No		118	17%
Total		714	100%

Hubbard Woods Shelter The Hubbard Woods Shelter serves a number of functions, and none particularly well in its current state. It provides bathroom access to those using the adjacent playground and can be used as a warming hut for the 5 to 10 days of outdoor skating in the winter. It is rarely used for programming (e.g. birthday parties). A few years ago the Park District planned to renovate the shelter and developed design guidelines (including ADA compliance) and a budget. However, the proposals came in approximately \$100,000 over the budgeted \$506,000 and any further work was suspended

35. Do you think the Park District should reinstate the Hubbard Woods Shelter project through a transparent public process?

Yes		383	52%
No		358	48%
Total		741	100%

36. Do you think this facility should be renovated to provide broader and more appealing use?

Yes		339	46%
No		401	54%
Total		740	100%

37. If yes, what types of activity do you think ought to be programmed in the facility (please rank from 1=most favorite to 4=least favorite)?

Top number is the count of respondents selecting the option. Bottom % is percent of the total respondents selecting the option.	Most Favorite	2	3	Least Favorite
	Park District program space	251 58%	83 19%	45 10%
Community member family social events	118 28%	178 41%	64 15%	69 16%
Birthday party rentals	86 20%	144 34%	104 24%	92 22%

Commercial or charity event rental	99 23%	111 26%	85 20%	131 31%
------------------------------------	-----------	------------	-----------	------------

Maple Street Beach House The Maple Street Beach House was originally designed and used as Winnetka's boat house. However, Lloyd Beach has housed the sailing program for decades and the Maple Street Beach House is now used only occasionally for events. The facility is in need of a major refurbishment even though it was recently painted and bathrooms were renovated. This facility has the potential to be an outstanding Park District facility (for example, creating a deck overlooking the lake). However, it is not ADA compliant, thus any substantial renovations could be expensive (\$500,000+).



38. Do you think this beach facility should be renovated to provide broader and more appealing use?

Yes		411	55%
No		337	45%
Total		748	100%



39. If yes, what types of activity do you think ought to be programmed in the facility (please rank from 1=most favorite to 4=least favorite)?

Top number is the count of respondents selecting the option. Bottom % is percent of the total respondents selecting the option.	Most Favorite	2	3	Least Favorite
Park District program space (e.g. fitness/yoga classes, Park District annex programs, etc)	261 57%	76 17%	51 11%	69 15%
Community member family social events	188 42%	178 39%	44 10%	42 9%
Birthday party rentals	116 26%	115 26%	112 25%	104 23%
Commercial or charity event rental	139 31%	120 27%	85 19%	101 23%








41. Winnetka-Northfield Public Library DistrictMy household is served by the Winnetka-Northfield Library.

Yes		764	98%
No		16	2%
Total		780	100%


42. Do you or your family have a Winnetka-Northfield library card?

Yes		721	93%
No		56	7%
Total		777	100%

43. Please check the Winnetka-Northfield library programs that you have used during the past 12 months:

Author visits		58	8%
Film discussions		9	1%
Book discussions for adults		37	5%
Book discussions for children		89	12%
Arts, opera lectures		37	5%
Computer classes		25	3%
None		566	76%

44. The Winnetka library is currently at capacity in its current facility. Would you support maintaining the current level of collections and services?


Yes		649	86%
No		105	14%
Total		754	100%

45. Would you support exploring opportunities to relocate, or enlarge, the Winnetka library in order to enable the library to expand its collections and services to our community?


Yes		367	48%
No		392	52%
Total		759	100%

Please Make a Donation The Caucus Council relies solely on your generosity to meet its mission of identifying, screening, recruiting and slating candidates for our Village's governing bodies, and its role as a primary communication link between you and our Village officials. Please make a donation to the Caucus by either using a credit card at the link below, or by mailing your check to: Winnetka Caucus Council P.O. Box 311 Winnetka, IL 60093 www.winnetkacaucus.org Thank you!

50. Demographics I am a resident of: (Please choose one.)

Winnetka		767	99%
Northfield		2	0%
Glencoe		4	1%
Kenilworth		1	0%
Total		774	100%

51. How many years have you lived in your community? (Please choose one).

0-2 years		55	7%
3-5 years		99	13%

6-9 years		105	14%
10-15 years		155	20%
16-25 years		128	16%
>25 years		234	30%
Total		776	100%

52. Below are age ranges. Please indicate the number of persons in your household in each applicable age range.

Top number is the count of respondents selecting the option. Bottom % is percent of the total respondents selecting the option.	one	two	three	four or more
	0-4 years old	78 67%	32 28%	6 5%
5-9 years old	132 61%	79 37%	4 2%	0 0%
10-13 years old	156 73%	55 26%	2 1%	0 0%
14-17 years old	125 72%	46 27%	2 1%	0 0%
18-24 years old	101 59%	61 35%	9 5%	1 1%
25-34 years old	21 54%	18 46%	0 0%	0 0%
35-44 years old	64 32%	135 68%	0 0%	0 0%
45-54 years old	105 37%	176 62%	1 0%	0 0%
55-64 years old	100 47%	113 53%	0 0%	0 0%
65-74 years old	68 53%	59 46%	0 0%	2 2%
75 years old or older	39 60%	25 38%	0 0%	1 2%

53. Do you own or rent your home?

Own		751	97%
Rent		21	3%
Total		772	100%

54. What is your gender?

Male		306	40%
Female		461	60%
Total		767	100%









Image - Participate! Nominate! Donate! Now that you've made your voice heard, be sure to attend the Winter Town meeting, Monday, November 9th, to vote in your platforms. © 2009 Winnetka Caucus Council



[Products & Services](#) | [About Us](#) | [Support/Help](#) | [Zoomerang Forums](#)

© 2009 Copyright MarketTools Inc. All Rights Reserved. | [Privacy Policy](#) | [Terms Of Use](#)